



## NOTE VALUES

There are four basic types of notes you will need to know to begin reading music:

 = 1 beat


### Quarter Note

Play middle C, holding it down for **1** beat  
(count **1** right as you press the key, and release note)

 = 2 beats

### Half Note

Play middle C, holding it down for **2** beats  
(count **1, 2** evenly like the ticking of a clock and release note)

 = 3 beats

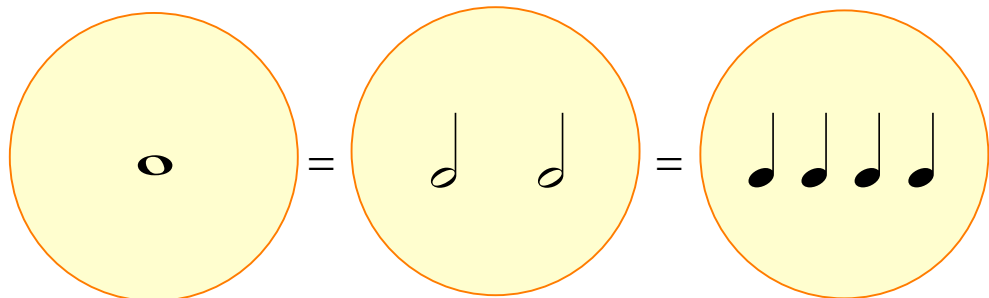
### Dotted Half Note

Play middle C, holding it down for **3** beats  
(count **1, 2, 3** evenly)

 = 4 beats

### Whole Note

Play middle C, holding it down for **4** beats  
(count **1, 2, 3, 4** evenly)



**1 WHOLE NOTE = 2 HALF NOTES = 4 QUARTER NOTES**



Now, draw each note with its number of beats, using your non-dominant hand (i.e., if right-handed, use your left hand):

\_\_\_\_\_

quarter note

\_\_\_\_\_

half note

\_\_\_\_\_

dotted half note

\_\_\_\_\_

whole note