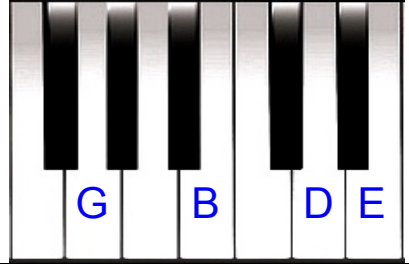










## KEYBOARD WORKSHEET

Write the letters on the keys, then play them on your keyboard, alternating hands.

		
G B D E	F A C D	D A G E
		
C F G E	E G C B	G D F C
		
F B C A	A D G E	B F C E



### MUSICAL MATCHUPS

Draw a line to connect the pairs:

C#	B <sup>b</sup>
G#	D <sup>b</sup>
D#	G <sup>b</sup>
A#	A <sup>b</sup>
F#	E <sup>b</sup>

1-finger	pinkie
3-finger	ring finger
2-finger	pointer
5-finger	thumb
4-finger	middle finger

